

Synonym

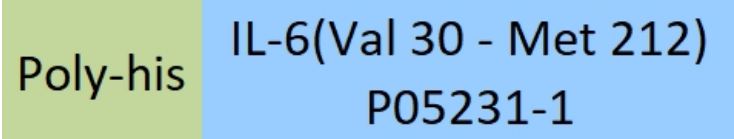
IL6,Interleukin-6,BSF2,HSF,IFNB2

Source

Human IL-6 Protein, His Tag(IL6-H5243) is expressed from human 293 cells (HEK293). It contains AA Val 30 - Met 212 (Accession # [P05231-1](#)).

Predicted N-terminus: His

Molecular Characterization



This protein carries a polyhistidine tag at the N-terminus.

The protein has a calculated MW of 22.7 kDa. The protein migrates as 25-27 kDa and 29-30 kDa when calibrated against [Star Ribbon Pre-stained Protein Marker](#) under reducing (R) condition (SDS-PAGE) due to glycosylation.

Endotoxin

Less than 1.0 EU per µg by the LAL method / rFC method.

Purity

>90% as determined by SDS-PAGE.

Formulation

Lyophilized from 0.22 µm filtered solution in PBS, pH7.4 with trehalose as protectant.

Contact us for customized product form or formulation.

Reconstitution

Please see Certificate of Analysis for specific instructions.

For best performance, we strongly recommend you to follow the reconstitution protocol provided in the CoA.

Storage

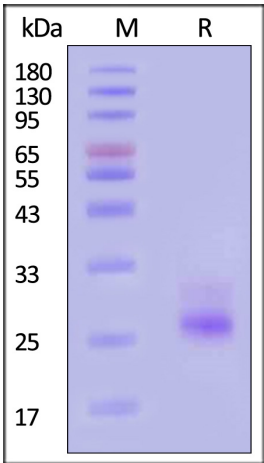
For long term storage, the product should be stored at lyophilized state at -20°C or lower.

Please avoid repeated freeze-thaw cycles.

This product is stable after storage at:

- 20°C to -70°C for 12 months in lyophilized state;
- 70°C for 3 months under sterile conditions after reconstitution.

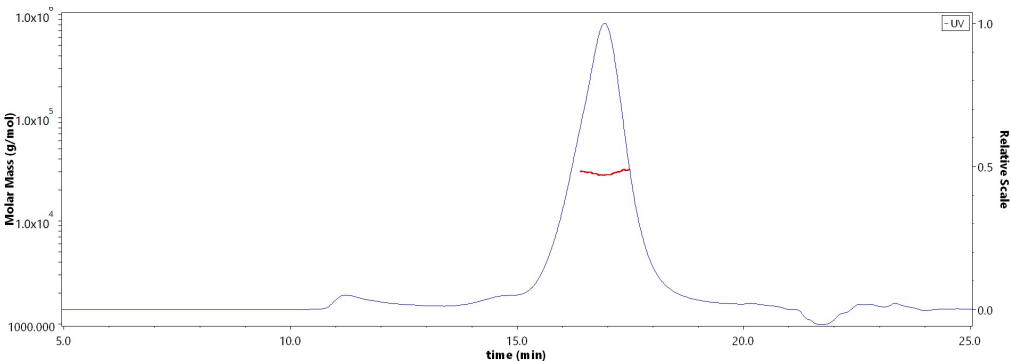
SDS-PAGE



Human IL-6 Protein, His Tag on SDS-PAGE under reducing (R) condition. The gel was stained with Coomassie Blue. The purity of the protein is greater than 90% (With [Star Ribbon Pre-stained Protein Marker](#)).

Bioactivity-ELISA

SEC-MALS



The purity of Human IL-6 Protein, His Tag (Cat. No. IL6-H5243) is more than 85% and the molecular weight of this protein is around 25-35 kDa verified by SEC-MALS.

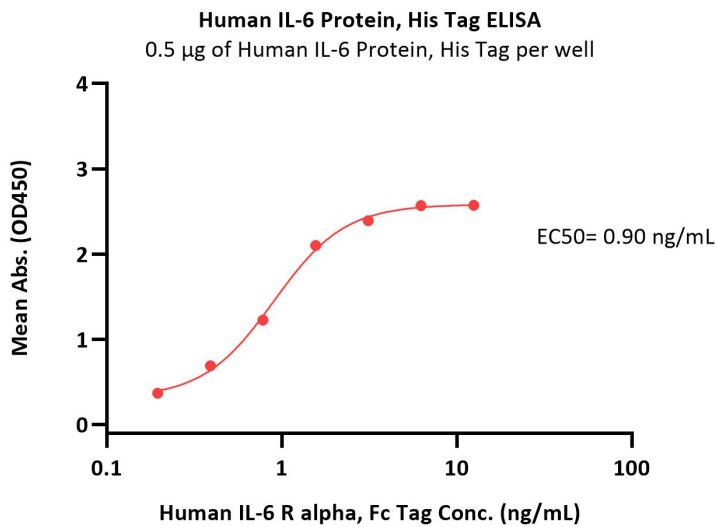
[Report](#)

Discounts, Gifts,
and more!



Human IL-6 Protein, His Tag (MALS verified)

Catalog # IL6-H5243



Immobilized Human IL-6 Protein, His Tag (Cat. No. IL6-H5243) at 5 µg/mL (100 µL/well) can bind Human IL-6 R alpha, Fc Tag (Cat. No. ILR-H5259) with a linear range of 0.2-2 ng/mL (QC tested).

Background

Interleukin 6 (IL-6) is also known as HGF, BSF2,HSF, IFNB2 and IL-6, originally identified as a B cell differentiation factor, is a multifunctional cytokine that regulates immune responses, hematopoiesis, acute phase responses, and inflammatory reactions.It is secreted by T cells, macrophages , monocytes, fibroblasts,endothelial cells,et.al. to stimulate immune response to trauma, especially burns or other tissue damage leading to inflammation. Interleukin 6 has been shown to interact with interleukin-6 receptor and glycoprotein. IL-6 is relevant to many disease processes such as diabetes,atherosclerosis, depression,Alzheimer's Disease,systemic,lupus erythematosus,prostate cancer and rheumatoid arthritis. Advanced/metastatic cancer patients have higher levels of IL-6 in their blood.Hence there is an interest in developing anti-IL-6 agents as therapy against many of these diseases.

