



Synonym

CD267, TACI, TNFRSF13B

Source

Human TACI, His Tag(TAI-H52H3) is expressed from human 293 cells (HEK293). It contains AA Ser 2 - Thr 166 (Accession # [O14836-1](#)).

Molecular Characterization

TACI(Ser 2 - Thr 166)
O14836-1 Poly-his

This protein carries a polyhistidine tag at the C-terminus.

The protein has a calculated MW of 20.5 kDa. The protein migrates as 19-22 kDa when calibrated against [Star Ribbon Pre-stained Protein Marker](#) under reducing (R) condition (SDS-PAGE) due to glycosylation.

Endotoxin

Less than 1.0 EU per µg by the LAL method / rFC method.

Purity

>95% as determined by SDS-PAGE.

Formulation

Lyophilized from 0.22 µm filtered solution in PBS, 0.2 M Arginine, pH7.4 with trehalose as protectant.

Contact us for customized product form or formulation.

Reconstitution

Please see Certificate of Analysis for specific instructions.

For best performance, we strongly recommend you to follow the reconstitution protocol provided in the CoA.

Storage

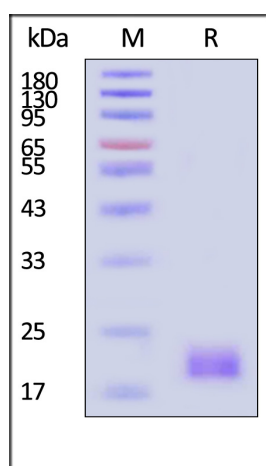
For long term storage, the product should be stored at lyophilized state at -20°C or lower.

Please avoid repeated freeze-thaw cycles.

This product is stable after storage at:

- -20°C to -70°C for 12 months in lyophilized state;
- -70°C for 3 months under sterile conditions after reconstitution.

SDS-PAGE

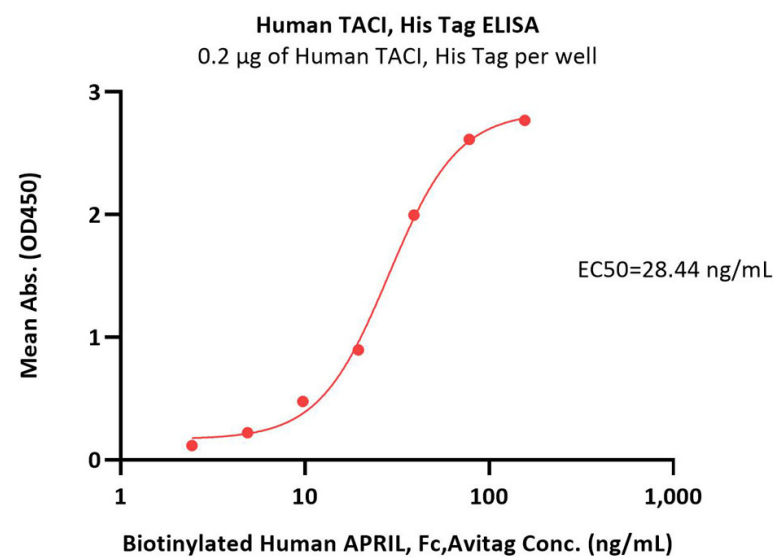
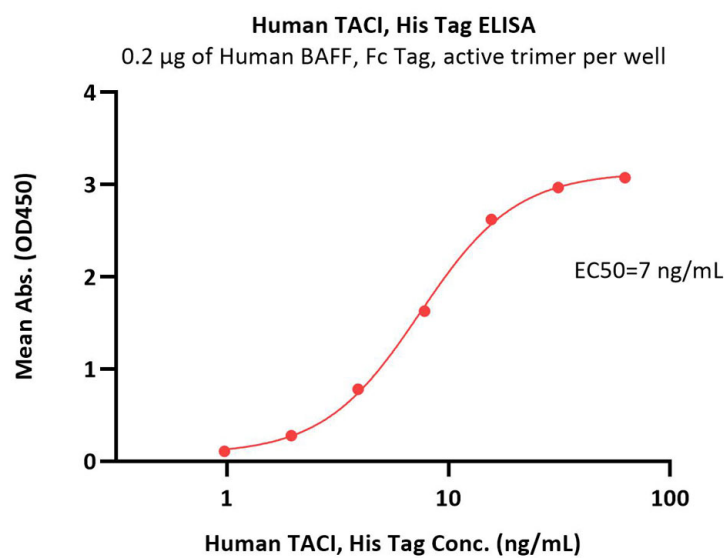


Human TACI, His Tag on SDS-PAGE under reducing (R) condition. The gel was stained with Coomassie Blue. The purity of the protein is greater than 95% (With [Star Ribbon Pre-stained Protein Marker](#)).

Bioactivity-ELISA

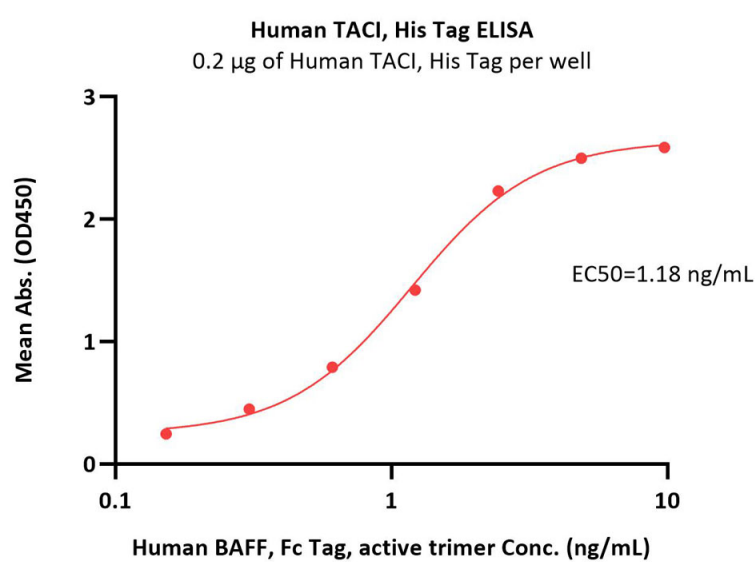
Discounts, Gifts,
and more!





Immobilized Human BAFF, Fc Tag, active trimer (Cat. No. BAF-H5261) at 2 µg/mL (100 µL/well) can bind Human TACI, His Tag (Cat. No. TAI-H52H3) with a linear range of 1-16 ng/mL (QC tested).

Immobilized Human TACI, His Tag (Cat. No. TAI-H52H3) at 2 µg/mL (100 µL/well) can bind Biotinylated Human APRIL, Fc,Avitag (Cat. No. APL-H82F5) with a linear range of 2-39 ng/mL (Routinely tested).



Immobilized Human TACI, His Tag (Cat. No. TAI-H52H3) at 2 µg/mL (100 µL/well) can bind Human BAFF, Fc Tag, active trimer (Cat. No. BAF-H5261) with a linear range of 0.2-2 ng/mL (Routinely tested).

Background

Transmembrane activator and CAML interactor (TACI), also known as tumor necrosis factor receptor superfamily member 13B (TNFRSF13B). It was originally discovered because of its ability to interact with calcium-modulator and cyclophilin ligand (CAML). TACI was later found to play a crucial role in humoral immunity by interacting with two members of the TNF family: BAFF and APRIL.

The present study demonstrated that, in NSCLC, a proliferation-inducing ligand (APRIL), B-cell maturation antigen (BCMA) and transmembrane activator and CAML interactor (TACI) proteins are abnormally expressed by immunohistochemistry, reverse transcription-quantitative polymerase chain reaction and western blotting. In addition, the expression of APRIL, BCMA and TACI were observed to be involved in extracellular signal-regulated kinase (ERK)1/2 activation in A549 cells.

Discounts, Gifts,
and more!

