

Biotinylated Cynomolgus TSLP Protein, His,Avitag™ (MALS verified)

Catalog # TSP-C82E3



Synonym

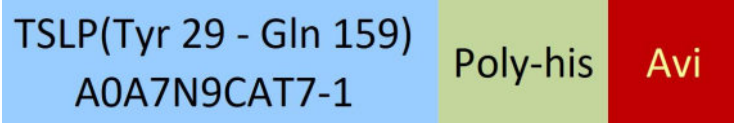
TSLP

Source

Biotinylated Cynomolgus TSLP, His,Avitag(TSP-C82E3) is expressed from human 293 cells (HEK293). It contains AA Tyr 29 - Gln 159 (Accession # [A0A7N9CAT7-1](#)).

Predicted N-terminus: Tyr 29

Molecular Characterization



This protein carries a polyhistidine tag at the C-terminus, followed by an Avi tag (Avitag™).

The protein has a calculated MW of 18.8 kDa. The protein migrates as 12 kDa under reducing (R) condition (SDS-PAGE).

Labeling

*Biotinylation of this product is performed using Avitag™ technology. Briefly, the single lysine residue in the Avitag is enzymatically labeled with biotin.*

Protein Ratio

Passed as determined by the HABA assay / binding ELISA.

Purity

>90% as determined by SDS-PAGE.

>90% as determined by SEC-MALS.

Formulation

Lyophilized from 0.22 µm filtered solution in PBS, pH7.4 with trehalose as protectant.

Contact us for customized product form or formulation.

Reconstitution

Please see Certificate of Analysis for specific instructions.

*For best performance, we strongly recommend you to follow the reconstitution protocol provided in the CoA.*

Storage

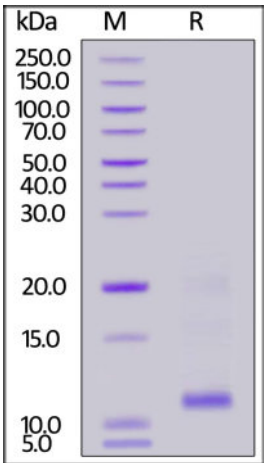
For long term storage, the product should be stored at lyophilized state at -20°C or lower.

*Please avoid repeated freeze-thaw cycles.*

This product is stable after storage at:

- -20°C to -70°C for 12 months in lyophilized state;
- -70°C for 3 months under sterile conditions after reconstitution.

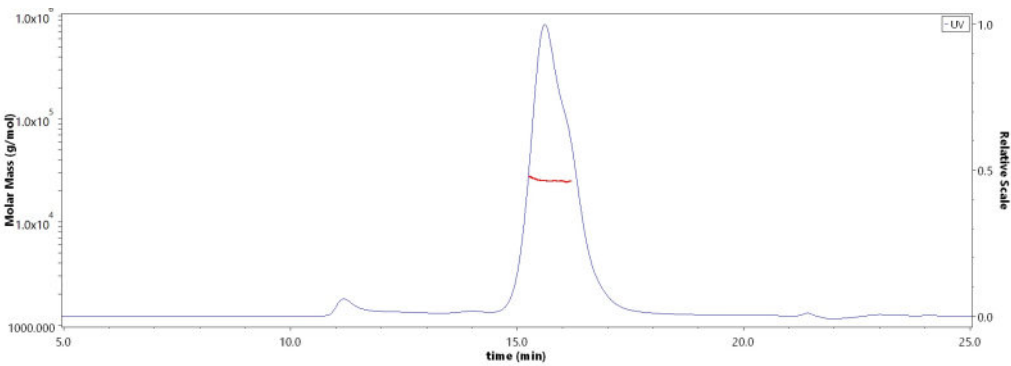
SDS-PAGE



Biotinylated Cynomolgus TSLP, His,Avitag on SDS-PAGE under reducing (R) condition. The gel was stained with Coomassie Blue. The purity of the protein is greater than 90%.

Bioactivity-ELISA

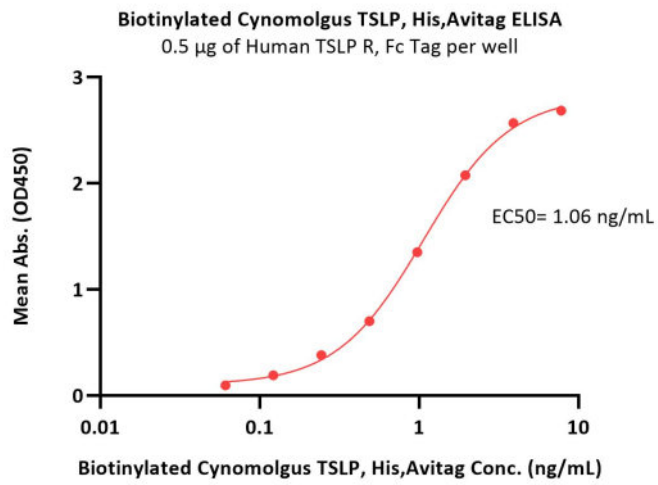
SEC-MALS



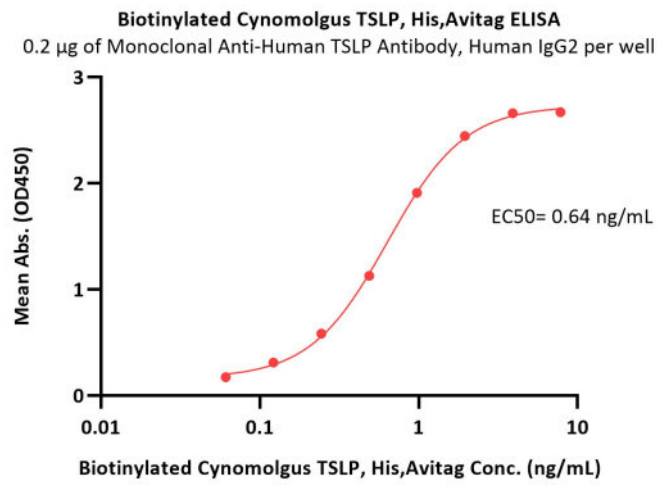
The purity of Biotinylated Cynomolgus TSLP, His,Avitag (Cat. No. TSP-C82E3) is more than 90% and the molecular weight of this protein is around 20-30 kDa verified by SEC-MALS.

[Report](#)





Immobilized Human TSLP R, Fc Tag (Cat. No. TSR-H525a) at 5 µg/mL (100 µL/well) can bind Biotinylated Cynomolgus TSLP, His,Avitag (Cat. No. TSP-C82E3) with a linear range of 0.1-2 ng/mL (QC tested).



Immobilized Monoclonal Anti-Human TSLP Antibody, Human IgG2 at 2 µg/mL (100 µL/well) can bind Biotinylated Cynomolgus TSLP, His,Avitag (Cat. No. TSP-C82E3) with a linear range of 0.1-1 ng/mL (Routinely tested).

Background

Thymic stromal lymphopoietin (TSLP) is an epithelial cell-derived cytokine involved in the pathology of inflammatory skin diseases, and is widely expressed by epithelial cells. Human TSLP cDNA encodes a 159 amino acid (aa) residue precursor protein with a 28 aa signal sequence (4, 5). Human TSLP has been shown to developing nondeletional central tolerance, amplifying epithelium-induced class switching, inducing atopic diseases and maintaining intestinal noninflammatory environment. Among diverse cells responding to Human TSLP, CD11c+ dendritic cells are the most obviously characterized target cells.

